

Multi-Slide Doors - 1-3/4" Panel (8720) - 2-1/4" Panel (8722) 4L4R Panel

Jamb Dimension	22'-9 1/2"	30'-9 1/2"
Rough Opening	22'-10 1/2"	30'-10 1/2"
Soft Metric R.O. (mm)	6972	9411
Glass Size	30 1/2"	42 1/2"

Note: for motorized doors add 20" to rough opening

6'-7 1/16"	6'-7 9/16"	2021	70 15/16"		
				44-3068	44-4068
6'-9 9/16"	6'-10 1/16"	2084	73 7/16"		
				44-30610	44-40610
7'-1 9/16"	7'-2 1/16"	2186	77 7/16"		
				44-3072	44-4072
7'-11 9/16"	8'-0 1/16"	2440	87 7/16"		
				44-3080	44-4080
8'-1 9/16"	8'-2 1/16"	2491	89 7/16"		
				44-3082	44-4082
8'-11 9/16"	9'-0 1/16"	2745	99 7/16"		
				44-3090	44-4090
9'-1 9/16"	9'-2 1/16"	2796	101 7/16"		
				44-3092	44-4092
9'-11 9/16"	10'-0 1/16"	3050	111 7/16"		
				44-30100	44-40100

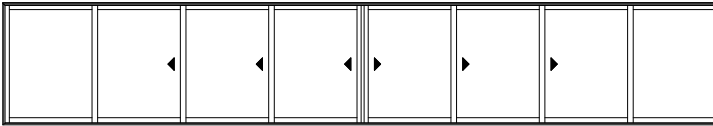

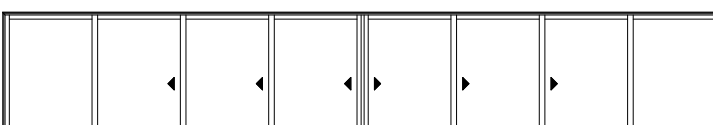
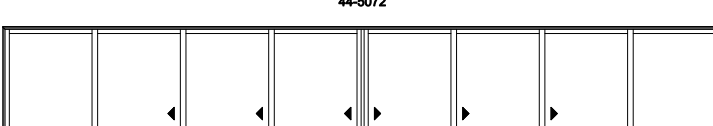
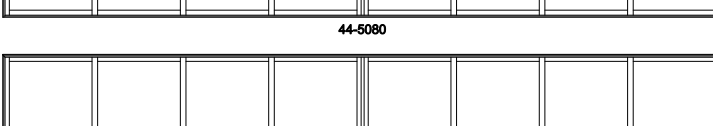

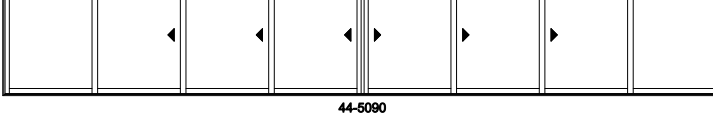
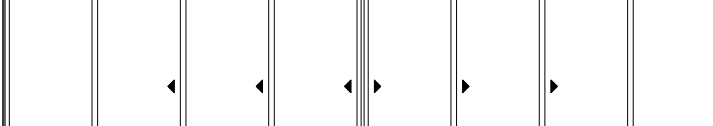
Only available with 2-1/4" panels (8722)

Only available with 2-1/4" panels (8722)

Multi-Slide Doors - 1-3/4" Panel (8720) - 2-1/4" Panel (8722) 4L4R Panel

Jamb Dimension	38'-9 1/2"
Rough Opening	38'-10 1/2"
Soft Metric R.O. (mm)	11849
Glass Size	54 1/2"

Note: for motorized doors add 20" to rough opening

6'-7 1/16"	6'-7 9/16"	2021	70 15/16"		44-5068
6'-9 9/16"	6'-10 1/16"	2084	73 7/16"		44-50610
7'-1 9/16"	7'-2 1/16"	2186	77 7/16"		44-5072
7'-11 9/16"	8'-0 1/16"	2440	87 7/16"		44-5080
8'-1 9/16"	8'-2 1/16"	2491	89 7/16"		44-5082
8'-11 9/16"	9'-0 1/16"	2745	99 7/16"		44-5090
9'-1 9/16"	9'-2 1/16"	2796	101 7/16"		44-5092
9'-11 9/16"	10'-0 1/16"	3050	111 7/16"		44-50100

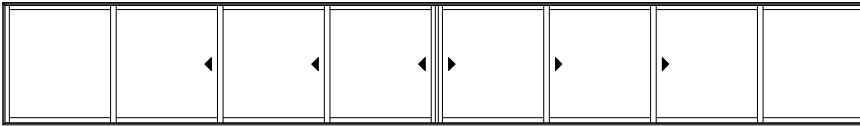

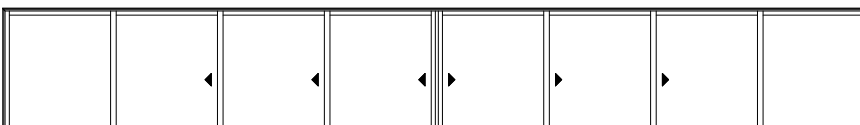
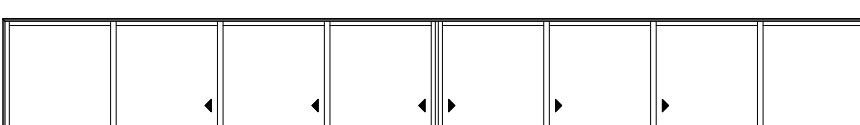
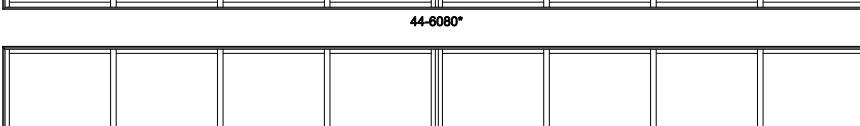

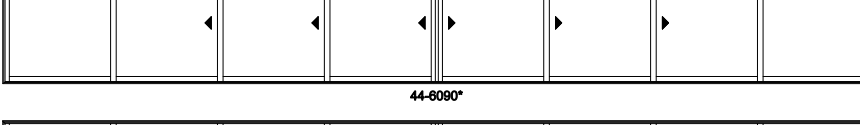
Only available with
2-1/4" panels (8722)

Multi-Slide Doors - 2-1/4" Panel (8722) 4L4R Panel

Jamb Dimension	46'-9 1/2"
Rough Opening	46'-10 1/2"
Soft Metric R.O. (mm)	14288
Glass Size	66 1/2"

*6'-0 width only available with 2-1/4" panels (8722)

Note: for motorized doors add 20" to rough opening

6'-7 1/16"	6'-7 9/16"	2021	70 15/16"		44-6068*
6'-9 9/16"	6'-10 1/16"	2084	73 7/16"		44-60610*
7'-1 9/16"	7'-2 1/16"	2186	77 7/16"		44-6072*
7'-11 9/16"	8'-0 1/16"	2440	87 7/16"		44-6080*
8'-1 9/16"	8'-2 1/16"	2491	89 7/16"		44-6082*
8'-11 9/16"	9'-0 1/16"	2745	99 7/16"		44-6090*
9'-1 9/16"	9'-2 1/16"	2796	101 7/16"		44-6092*