

Multi-Slide Doors - 1-3/4" Panel (8720) - Outside Corner 5L5R Panel Pocket

Jamb Dimension	18'-4 5/32"	18'-4 3/32"
Rough Opening	18'-4 21/32"	18'-4 19/32"
Metric R.O. (mm)	5605	5603
Glass Size	30 1/2"	30 1/2"

LEFT RIGHT
 Note: for motorized doors add 10" to rough opening

6'-7 1/16"	6'-7 9/16"	2021	70 15/16"		55-3068
6'-9 9/16"	6'-10 1/16"	2084	73 7/16"		55-30810
7'-1 9/16"	7'-2 1/16"	2186	77 7/16"		55-3072
7'-11 9/16"	8'-0 1/16"	2440	87 7/16"		55-3080
8'-1 9/16"	8'-2 1/16"	2491	89 7/16"		55-3082
8'-11 9/16"	9'-0 1/16"	2745	99 7/16"		55-3090
9'-1 9/16"	9'-2 1/16"	2796	101 7/16"		55-3092
9'-11 9/16"	10'-0 1/16"	3050	111 7/16"		55-30100

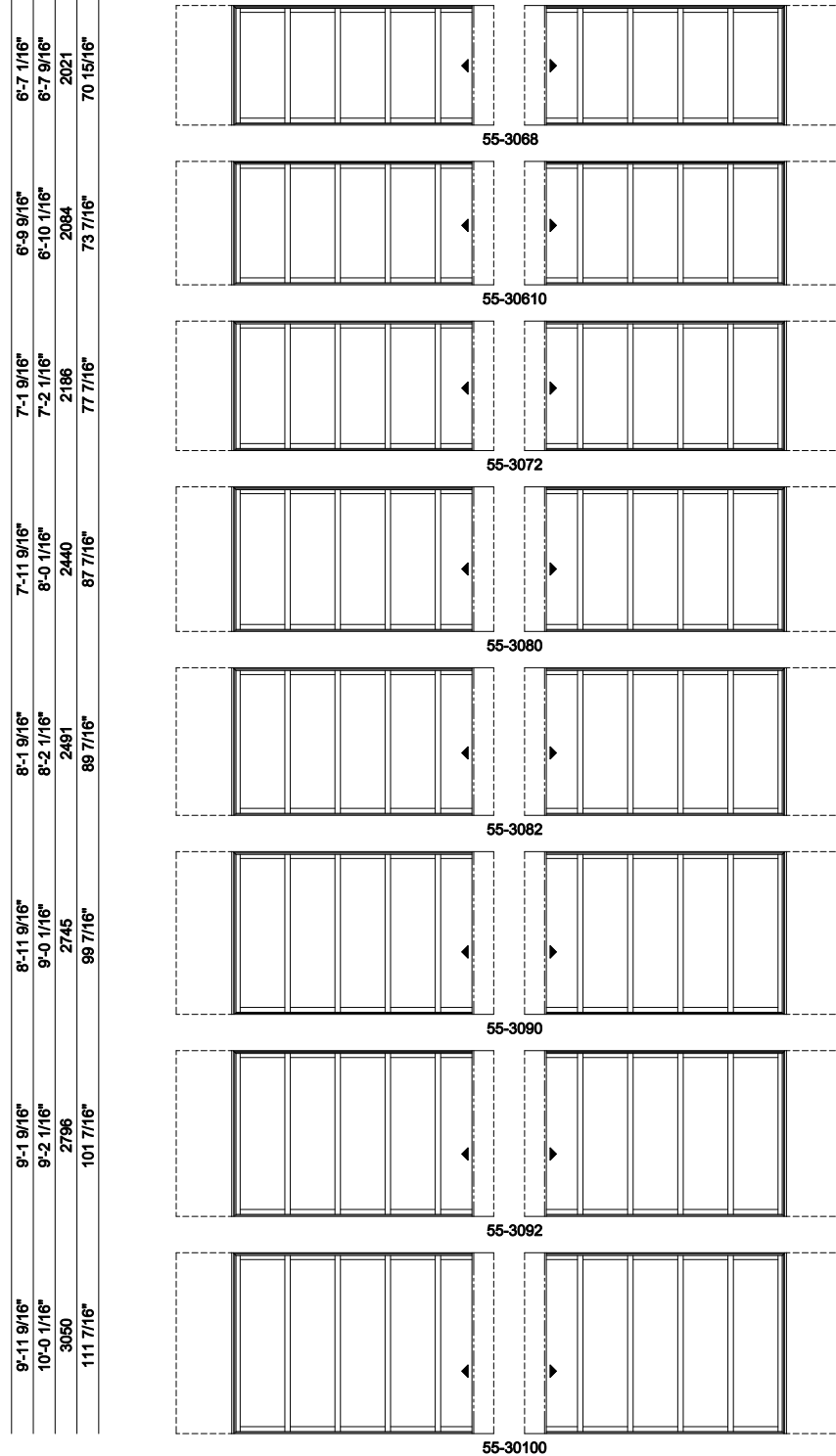
Multi-Slide Doors - 1-3/4" Panel (8720) - Outside Corner 5L5R Panel Pocket

Jamb Dimension	24'-4 5/32"	24'-4 3/32"
Rough Opening	24'-4 21/32"	24'-4 19/32"
Metric R.O. (mm)	7433	7432
Glass Size	42 1/2"	42 1/2"
	LEFT	RIGHT
	Note: for motorized doors add 10" to rough opening	
6'-7 1/16" 6'-7 9/16" 2021 70 15/16"	 55-4068	
6'-9 9/16" 6'-10 1/16" 2084 73 7/16"	 55-40610	
7'-1 9/16" 7'-2 1/16" 2186 77 7/16"	 55-4072	
7'-11 9/16" 8'-0 1/16" 2440 87 7/16"	 55-4080	
8'-1 9/16" 8'-2 1/16" 2491 89 7/16"	 55-4082	
8'-11 9/16" 9'-0 1/16" 2745 99 7/16"	 55-4090	
9'-1 9/16" 9'-2 1/16" 2796 101 7/16"	 55-4092	
9'-11 9/16" 10'-0 1/16" 3050 111 7/16"	 55-40100	

Multi-Slide Doors - 1-3/4" Panel (8720) - Inside Corner 5L5R Panel Pocket

Jamb Dimension	16'-4 9/16"	16'-4 1/2"
Rough Opening	16'-5 1/16"	16'-5"
Metric R.O. (mm)	5005	5004
Glass Size	30 1/2"	30 1/2"

LEFT RIGHT
Note: for motorized doors add 10" to rough opening



Multi-Slide Doors - 1-3/4" Panel (8720) - Inside Corner 5L5R Panel Pocket

Jamb Dimension	22'-4 9/16"	22'-4 1/2"
Rough Opening	22'-5 1/16"	22'-5"
Metric R.O. (mm)	6834	6833
Glass Size	42 1/2"	42 1/2"
	LEFT	RIGHT
	Note: for motorized doors add 10" to rough opening	
6'-7 1/16" 6'-7 9/16" 2021		
	55-4068	
6'-9 9/16" 6'-10 1/16" 2084		
	55-40610	
7'-1 9/16" 7'-2 1/16" 2186		
	55-4072	
7'-11 9/16" 8'-0 1/16" 2440		
	55-4080	
8'-1 9/16" 8'-2 1/16" 2491		
	55-4082	
8'-11 9/16" 9'-0 1/16" 2745		
	55-4090	
9'-1 9/16" 9'-2 1/16" 2796		
	55-4092	
9'-11 9/16" 10'-0 1/16" 3050		
	55-40100	
70 15/16"		
73 7/16"		
77 7/16"		
87 7/16"		
89 7/16"		
99 7/16"		
101 7/16"		
111 7/16"		

Multi-Slide Doors - 2-1/4" Panel (8722) - Outside Corner 5L5R Panel Pocket

Jamb Dimension	18'-6 21/32"	18'-6 19/32"
Rough Opening	18'-7 5/32"	18'-7 3/32"
Metric R.O. (mm)	5668	5667
Glass Size	30 1/2"	30 1/2"

LEFT RIGHT
 Note: for motorized doors add 10" to rough opening



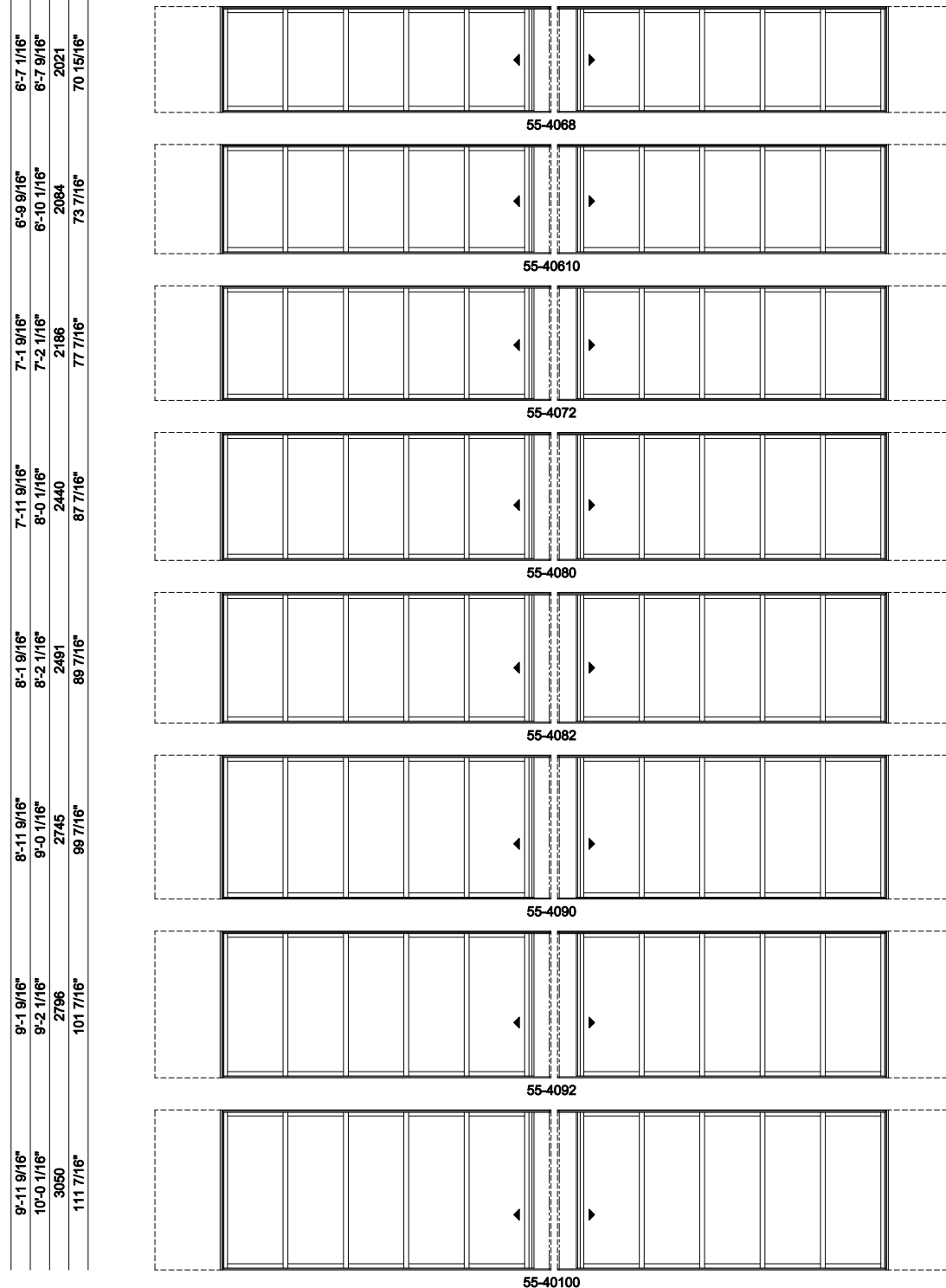
Multi-Slide Doors - 2-1/4" Panel (8722) - Outside Corner 5L5R Panel Pocket

Jamb Dimension	24'-6 21/32"	24'-6 19/32"
Rough Opening	24'-7 5/32"	24'-7 3/32"
Metric R.O. (mm)	7497	7495
Glass Size	42 1/2"	42 1/2"

LEFT

RIGHT


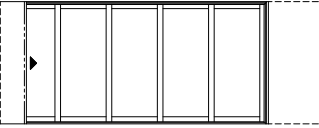




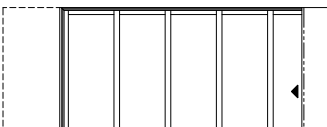







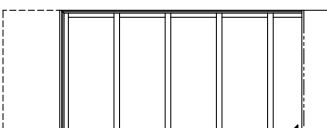
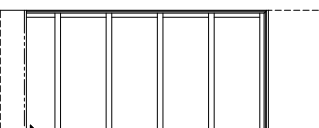
Note: for motorized doors add 10" to rough opening



Multi-Slide Doors - 2-1/4" Panel (8722) - Inside Corner 5L5R Panel Pocket

Jamb Dimension	16'-2 9/16"	16'-2 1/2"
Rough Opening	16'-3 1/16"	16'-3"
Metric R.O. (mm)	4955	4953
Glass Size	30 1/2"	30 1/2"

LEFT RIGHT
Note: for motorized doors add 10" to rough opening

6'-7 1/16"	6'-7 9/16"	2021	70 15/16"			55-3068
6'-9 9/16"	6'-10 1/16"	2084	73 7/16"			55-30610
7'-1 9/16"	7'-2 1/16"	2186	77 7/16"			55-3072
7'-11 9/16"	8'-0 1/16"	2440	87 7/16"			55-3080
8'-1 9/16"	8'-2 1/16"	2491	89 7/16"			55-3082
8'-11 9/16"	9'-0 1/16"	2745	89 7/16"			55-3090
9'-1 9/16"	9'-2 1/16"	2796	101 7/16"			55-3092
9'-11 9/16"	10'-0 1/16"	3050	111 7/16"			55-30100

Multi-Slide Doors - 2-1/4" Panel (8722) - Inside Corner 5L5R Panel Pocket

Jamb Dimension	22'-2 9/16"	22'-2 1/2"
Rough Opening	22'-3 1/16"	22'-3"
Metric R.O. (mm)	6783	6782
Glass Size	42 1/2"	42 1/2"
	LEFT	RIGHT
	Note: for motorized doors add 10" to rough opening	
6'-7 1/16" 6'-7 9/16" 2021		
	55-4068	
6'-9 9/16" 6'-10 1/16" 2084		
	55-40610	
7'-1 9/16" 7'-2 1/16" 2186		
	55-4072	
7'-11 9/16" 8'-0 1/16" 2440		
	55-4080	
8'-1 9/16" 8'-2 1/16" 2491		
	55-4082	
8'-11 9/16" 9'-0 1/16" 2745		
	55-4090	
9'-1 9/16" 9'-2 1/16" 2796		
	55-4092	
9'-11 9/16" 10'-0 1/16" 3050		
	55-40100	
70 15/16"		
73 7/16"		
77 7/16"		
87 7/16"		
89 7/16"		
99 7/16"		
101 7/16"		
111 7/16"		